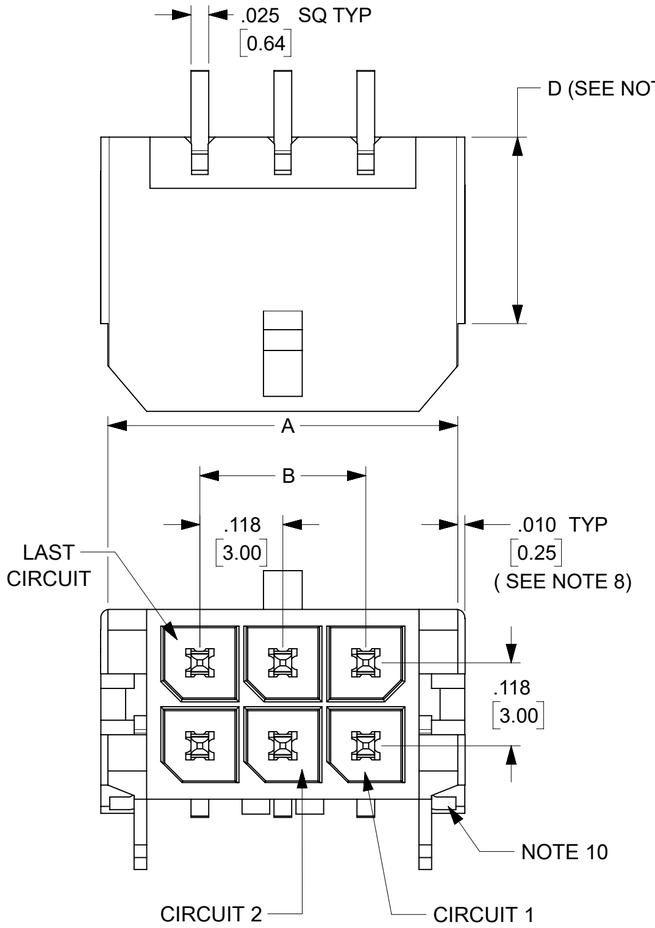


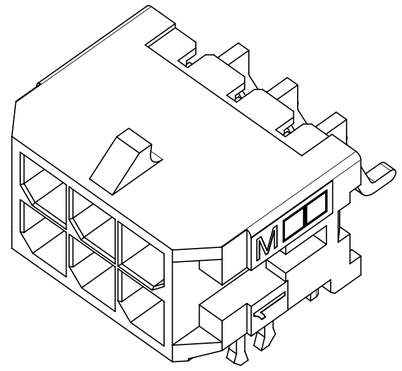

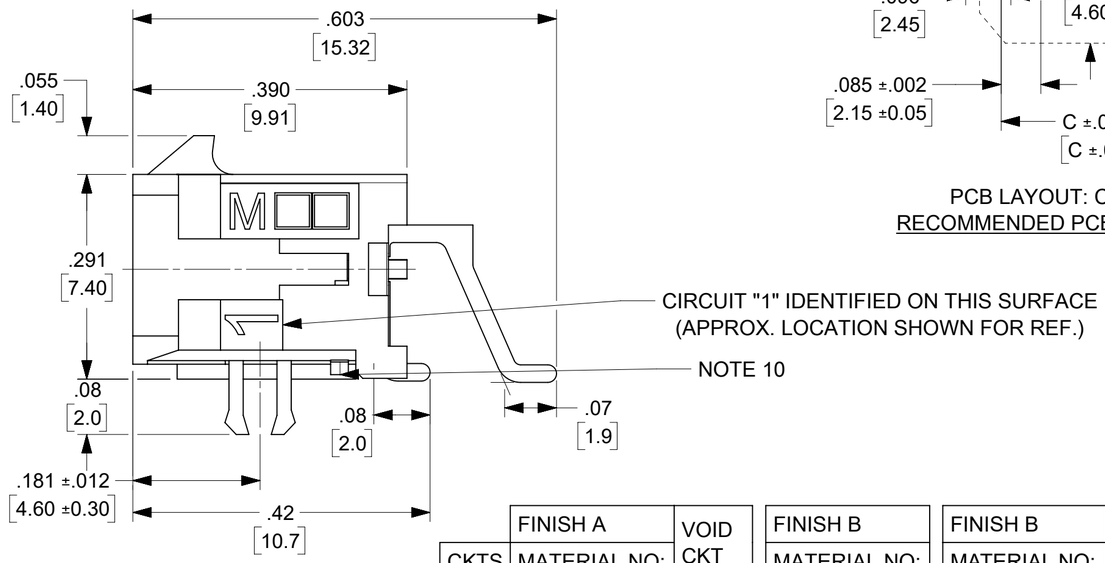


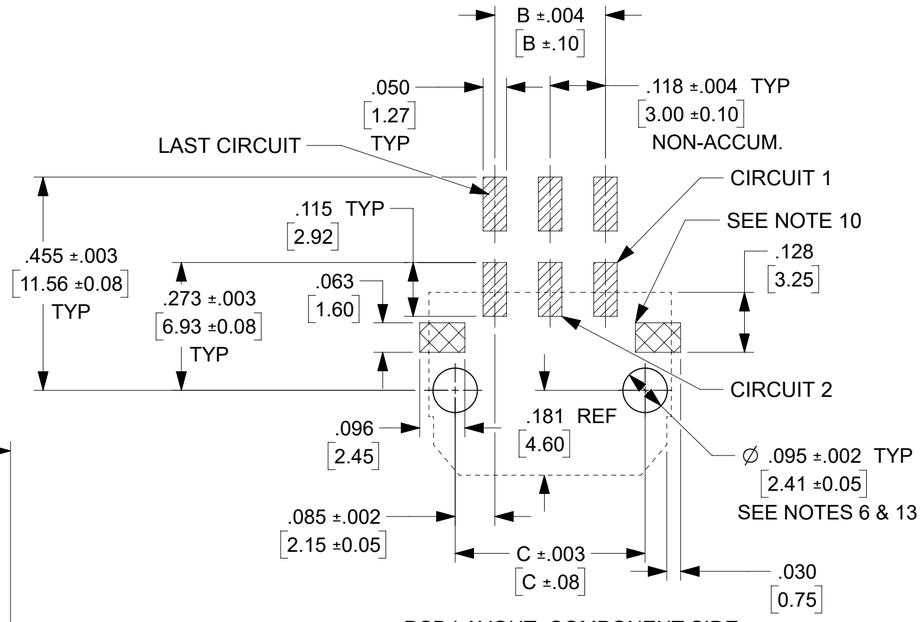


PCB LAYOUT: COMPONENT SIDE
RECOMMENDED PCB THICKNESS: .062/1.57

| CKTS | A | B | C |
|---|---|---|---|
| 02 | .262 / 6.65 | — / NA | .169 / 4.30 |
| 04 | .380 / 9.65 | .118 / 3.00 | .287 / 7.30 |
| 06 | .498 / 12.65 | .236 / 6.00 | .405 / 10.30 |
| 08 | .616 / 15.65 | .354 / 9.00 | .524 / 13.30 |
| 10 | .734 / 18.65 | .472 / 12.00 | .642 / 16.30 |
| 12 | .852 / 21.65 | .591 / 15.00 | .760 / 19.30 |
| 14 | .970 / 24.65 | .709 / 18.00 | .878 / 22.30 |
| 16 | 1.088 / 27.65 | .827 / 21.00 | .996 / 25.30 |
| 18 | 1.206 / 30.65 | .945 / 24.00 | 1.114 / 28.30 |
| 20 | 1.325 / 33.65 | 1.063 / 27.00 | 1.232 / 31.30 |
| 22 | 1.443 / 36.65 | 1.181 / 30.00 | 1.350 / 34.30 |
| 24 | 1.561 / 39.65 | 1.299 / 33.00 | 1.469 / 37.30 |

NOTES:

1. HOUSING MATERIAL: GLASS FILLED LIQUID CRYSTAL POLYMER, UL94V-0, COLOR: BLACK
   TERMINAL MATERIAL: BRASS ALLOY
2. FINISH: A = .000060/(0.00152) MIN. REFLOWED MATTE TIN OVER .000050/(0.00127) MIN. NICKEL PLATE. (FINISH IS BRIGHT IN APPEARANCE, THICKNESS AS APPLIED PRIOR TO REFLOW).
   B = .000015/(0.00038) MIN. SELECT GOLD IN CONTACT AREA; .000100/(0.00254) MIN. SELECT MATTE TIN ON SOLDER TAILS; BOTH OVER .000050/(0.00127) MIN. NICKEL PLATE.
   C = .000030/(0.00076) MIN. SELECT GOLD IN CONTACT AREA; .000100/(0.00254) MIN. SELECT MATTE TIN ON SOLDER TAILS; BOTH OVER .000050/(0.00127) MIN. NICKEL PLATE.
   D = .000100/(0.00254) MIN. MATTE TIN OVER .000050/(0.00127) MIN. NICKEL PLATE.
3. PRODUCT SPECIFICATION: PS-43045
4. TAPE AND REEL PACK: SEE MOLEX DRAWING 430450001-PK
5. MATES WITH MICRO FIT (3.0) RECEPTACLE SERIES 43025
6. TO MINIMIZE INSERTION FORCE OF MOUNTING CLIPS DURING ROBOTIC PLACEMENT THE HOLE DIAMETER SHOULD BE INCREASED TO .108±.002 / 2.74±0.05 AND THEN EVALUATED PER PLACEMENT EQUIPMENT.
7. THE COPLANARITY DIMENSION IS ESTABLISHED BY PLACING THE ASSEMBLY ON A FLAT SURFACE. THE DISTANCE FROM THAT SURFACE TO THE BOTTOM OF ANY TERMINAL MUST NOT EXCEED .006/0.15
8. CIRCUIT SIZES 2-6: "D" IS .265/6.74 FOR .010/0.25 STEP.
   CIRCUIT SIZES 8-24: "D" IS .063/1.60 FOR .010/0.25 STEP.
9. TO AVOID INTERFERENCE BETWEEN RECEPTACLE AND PCB, HEADER MUST BE PLACED WITHIN .400/(10.16) MAX. FROM EDGE OF PCB, AS SHOWN IN LOCATION DETAIL.
10. METAL TAB MAY BE FLUSH WITH PCB. NO EXPOSED TRACES OR VIAS ALLOWED NEAR THESE AREAS.
11. THIS PART CONFORMS TO CLASS B REQUIREMENTS OF COSMETIC SPECIFICATION PS-45499-002.
12. TEXT ON PART IS FOR REFERENCE ONLY. TEXT AND TEXT LOCATION MAY VARY DEPENDING ON PART NUMBER AND/OR TOOL.
13. FOR BEST RETENTION TO PCB, HOLES FOR CLIPS SHOULD BE PTH AND CLIPS SHOULD BE SOLDERED.

| CKTS | FINISH A MATERIAL NO: | VOID CKT | FINISH B MATERIAL NO: | FINISH B MATERIAL NO: | FINISH D MATERIAL NO: |
|---|---|---|---|---|---|
| 02 | 43045-0206 | | 43045-0207 | 43045-0208 | 43045-0303 |
| 04 | 43045-0406 | | 43045-0407 | 43045-0408 | 43045-0503 |
| 06 | 43045-0606 | | 43045-0607 | 43045-0608 | 43045-0703 |
| 08 | 43045-0806 | | 43045-0807 | 43045-0808 | 43045-0903 |
| 10 | 43045-1006 | | 43045-1007 | 43045-1008 | 43045-1103 |
| 12 | 43045-1206 | | 43045-1207 | 43045-1208 | 43045-1303 |
| 14 | 43045-1406 | | 43045-1407 | 43045-1408 | 43045-1503 |
| 16 | 43045-1606 | | 43045-1607 | 43045-1608 | 43045-1703 |
| 18 | 43045-1806 | | 43045-1807 | 43045-1808 | 43045-1903 |
| 20 | 43045-2006 | | 43045-2007 | 43045-2008 | 43045-2103 |
| 22 | 43045-2206 | | 43045-2207 | 43045-2208 | 43045-2303 |
| 24 | 43045-2406 | | 43045-2407 | 43045-2408 | 43045-2503 |
| 12 | 43045-9206 | 3, 4 9, 10 | | | |
| 16 | 43045-9606 | 4, 5 12, 13 | | | |

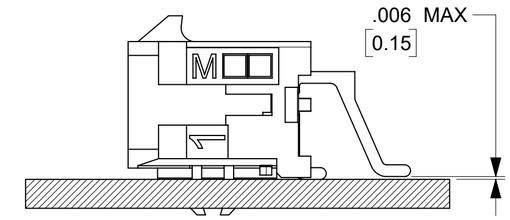


COPLANARITY DETAIL
SEE NOTE #7

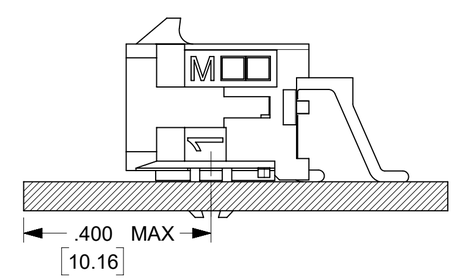


LOCATION DETAIL
(SEE NOTE #9)

| DOCUMENT STATUS | P1 | RELEASE DATE | 2023/01/26 18:55:51 |
|---|---|---|---|

FUNCTIONAL SYMBOLS: FA = 0, FC = 0, FP = 0
DIVISIONAL SYMBOLS

THIS DRAWING CONTAINS INFORMATION THAT IS PROPRIETARY TO MOLEX ELECTRONIC TECHNOLOGIES, LLC AND SHOULD NOT BE USED WITHOUT WRITTEN PERMISSION

DIMENSION UNITS: INCH/MM
SCALE: NTS

GENERAL TOLERANCES (UNLESS SPECIFIED)

| | MM | INCH |
|---|---|---|
| 4 PLACES | ± | ± |
| 3 PLACES | ± | ± 0.01 |
| 2 PLACES | ± 0.25 | ± 0.014 |
| 1 PLACE | ± 0.36 | ± |
| 0 PLACES | ± | ± |
| ANGULAR TOL | ± 0.5 ° | |

DRAFT WHERE APPLICABLE MUST REMAIN WITHIN DIMENSIONS

CURRENT REV DESC: REDRAWN, ADD NOTE 13

EC NO: 736143
DRWN: SETHH6 2022/12/14
CHK'D: MKIPPER 2023/01/24
APPR: FSMITH 2023/01/26

INITIAL REVISION:
DRWN: CSLAFTER 2016/01/15
APPR: FSMITH 2016/02/26

THIRD ANGLE PROJECTION | DRAWING: C-SIZE | SERIES: 43045

molex

MICRO FIT (3.0) RIGHT ANGLE SMT, CLIPS
DUAL ROW HEADER

PRODUCT CUSTOMER DRAWING

| DOCUMENT NUMBER | DOC TYPE | DOC PART | REVISION |
|---|---|---|---|
| SD-43045-003 | PSD | 000 | G8 |

| MATERIAL NUMBER | CUSTOMER | SHEET NUMBER |
|---|---|---|
| SEE CHART | GENERAL MARKET | 1 OF 1 |

FORMAT: Eng-lega-master-lb-prod-C
REVISION: E7
DATE: 2021/05/31